


Shattering Stereotypes

Communication Challenge



Shattering Stereotypes

Get into your groups!

Gender Stereotyping

Gender stereotypes are assumptions about people based on their gender.

These assumptions might be about:

someone's personality or interests;

how well they will do at a task;

how they are likely to behave;

the types of jobs they are likely to do.

Communication Challenge

SEPnet needs your
help!!!

Help us communicate issues around
Gender Stereotyping to many different
audiences!



Communication Challenge – Before Break

Aim:

In groups you will design and make a communication project that will introduce a specific audience to gender stereotyping.

One: Pick an audience.

Two: Think about your audience.

Three: How will you communicate it?



Communication Challenge – After Break

Aim:

In groups you will design and make a communication project that will introduce a specific audience to gender stereotyping.

Four: Make It.

Five: Present It in sub groups, best ones will go to present in front of everyone.




Facilitators

You are going to be working together as a team all day!

You will have a Year 12 student helping you out throughout the day!

They are not there to do all the work, but to help you figure out what you are going to do and get discussions going.



Shattering **Stereotypes**

Warm Up

Pressures on young people



- What kind of pressures do you think young people face?
- Are there different pressures on boys compared to girls?

Worksheet: word clouds



- Do the word clouds on the worksheet show a fair representation of your gender?
- Is the word cloud for your gender an accurate description of you?
- Why do you think these words are so common?

Worksheet: word clouds




- Draw or write on the worksheet to create a representation of yourself
- When you have finished, share your answers with your partner

Worksheet: word clouds



- Caring
- Good listener
- Funny
- Cheerful
- Gentle
- Generous
- Adventurous
- Independent
- Tolerant
- Honest
- Imaginative
- Clumsy
- Logical
- Curious
- Messy
- Observant
- Stubborn
- Shy
- Helpful
- Organised
- Good leader
- Confident



Shattering Stereotypes

STEP One: Pick an audience


STEP One

Gender stereotypes are assumptions about people based on their gender.

- Pick an audience you would like to work with.
- How would you explain to them what **gender stereotyping** is?

STEP One

- Your classmates.
 - Your parents / carers.
 - Your teachers.
 - Younger students in primary schools / your younger siblings.
- Pick an audience you would like to work with.
 - Why do you want to work with this audience?




Shattering **Stereotypes**

STEP Two: Think about the audience

STEP Two

- Your classmates.
 - Your parents / carers.
 - Your teachers.
 - Younger students in primary schools / your younger siblings.
- How would you explain to them what **gender stereotyping** is?
 - How you get across to them why it is **important to you**?
 - Why would it be **important to them**?



Shattering Stereotypes

STEP Three: How would you communicate?

STEP Three – How will you communicate?

- Poster
 - Leaflet
 - Comic Book
 - Superhero
 - Postcard
 - Something for school newsletter
 - Lesson plan
- Anything else you can think of!

STEP Three – Perspectives!

- Poster
 - Leaflet
 - Comic Book
 - Superhero
 - Postcard
 - Something for school newsletter
 - Lesson plan
- Anything else you can think of!


- Think about your project. Make sure it is balanced and has the perspective of more than one gender.
- You may want to produce two projects using the same idea but showcasing two perspectives.

STEP Three – How will you communicate?

- Poster
- Leaflet
- Comic Book
- Superhero
- Postcard
- Role Play
- Formal Presentation
- Something for school newsletter
- Lesson plan

Anything else you can think of!

- What will you need to make it?
- What is each of you doing?
- Remember you need to present at the end!
You will get 3-5 minutes.




Shattering **Stereotypes**

STEP Four: Make It!

STEP Four – Make it


Gender stereotypes are assumptions about people based on their gender.

- Have a think about project. Are you accidentally perpetuating any stereotypes?
- Remember your project needs to communicate to your audience.




Shattering Stereotypes

STEP Four: 10 Minute Warning




Shattering Stereotypes

STEP Five: Present It! – Round One



Shattering Stereotypes

STEP Five: Present It! – Round Two



Shattering Stereotypes

What Next?: Actions!

Our Goal



We are changing the culture - so that **anyone** can choose to do what they want to.

Make choices you would **actually** choose rather than those you should choose.

Actions!

Gender stereotypes are assumptions about people based on their gender.

- Write down an action for you, what will you do differently after today.
- As a group have a think about what your school can do differently. We will pick one idea from each table and pass it on the to the Headteacher.